

APPLICANT'S GUIDE

INTERNATIONAL TRAINING SCHOLARSHIPS

SUBMIT AN APPLICATION VIA GIRAF

SUMMARY

01.	CALL SCHEDULE INTERNATIONAL TRAINING SCHOLARSHIPS 2026-2027	1
02.	CREATE A GIRAF ACCOUNT	2
02.1 /	Create or activate a GIRAF account	2
02.2 /	Reset password	2
02.3 /	Update your information on your GIRAF account	2
03.	COMPLETE A FORM IN GIRAF	3
03.1 /	Access the application form	3
03.2 /	First registration of the form	3
03.3 /	Save as draft	3
03.4 /	Completing a draft application	4
03.5 /	Submit your application	4
04.	CONTACT	5

01. CALL SCHEDULE INTERNATIONAL TRAINING SCHOLARSHIPS 2026-2027

DATE	ACTION
4 August 2025	Call for applications opens
12 September 2025 at 4 p.m. (Belgian time, UTC+1)	Deadline for creating and validating new GIRAF accounts
19 September 2025 at 12 noon (Belgian time, UTC+1)	Deadline for submitting applications via the GIRAF platform
Between October 2025 and May 2026	Preselection and selection process for candidates
June 2026	Communication of results to - successful candidates and reserve candidates - unsuccessful candidates

02. CREATE A GIRAF ACCOUNT

02.1 / CREATE OR ACTIVATE A GIRAF ACCOUNT

Before accessing the form, create or activate a GIRAF account. Please, make sure to keep the email address you used when creating your account, as all official notifications and communications will be sent to it. A link to create an account is provided in the application procedure of the call you are applying to on the [ARES website](#).

To activate your GIRAF account, you will first need to complete your profile information, such as your first name, last name, gender, language, date of birth, nationality, address, etc. You will receive an email confirming the validation of your GIRAF account. This message will then allow you to create your password and log in. Check your spam folder if you do not see the email.

Please note! Your account will not be validated by ARES automatically. This may take a few hours or even a few days, so don't panic if you don't receive an immediate response. There is therefore no need to create multiple accounts.

02.2 / RESET PASSWORD

Please ensure that your GIRAF account has been validated and activated beforehand. Once this step has been confirmed, you can continue the process to set your new password. Remember to comply with all the criteria required by the platform when creating your password: [Link to reset your password](#).

02.3 / UPDATE YOUR INFORMATION ON YOUR GIRAF ACCOUNT


We invite you to update the information you provided when you created your account. You can do this at any time by clicking on your name at the top right of the screen or by selecting “My account” from your dashboard.



03. COMPLETE A FORM IN GIRAF

03.1 / ACCESS THE APPLICATION FORM

Once your account has been validated, you can access the application form. The form can be accessed via the “Competitive calls” tab. Once the page is displayed on your screen, click on “Candidature formation internationale 2026-2027”. *This is the only way to access the form.*

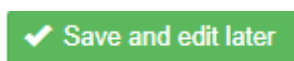


03.2 / FIRST REGISTRATION OF THE FORM

Once the form is open, fill in the mandatory fields (*) before saving it as a *draft* for the first time. You can complete it in several stages, but make sure you save it as a *draft* each time.

Please note that the form will expire if you remain inactive for an extended period. To avoid losing any information, make sure to save your form each time you work on it. We recommend that you save as a draft each time you upload a new document to the form, as there is no automatic save function.

03.3 / SAVE AS DRAFT



With the “**Save and edit later**” option, you can make changes to your form in several stages. This button saves your changes, while allowing you to return to your application at a later date.

However, some mandatory fields must be filled in before you can save your *draft*. Remember to save your form regularly, as it is not saved automatically.

03.4 / COMPLETING A DRAFT APPLICATION

If you have saved your form as a *draft*, you will find it in your “**My tasks**” table in the “*Competitive calls*” tab.

You can click on *Open* to continue completing your application.

/ HOME / DASHBOARD / **COMPETITIVE CALLS**

/ COMPETITIVE CALLS

Calls for RPD-TPS, Travel grants, Microprojects, Awareness projects of ARES are directly relayed by the higher education institutions of the Wallonia-Brussels Federation. If you wish to access a form, please address yourself to the contact person of your institution.

The call for applications "International Training Programs 2026-2027" is open until September 19, 2025, at noon (12:00 PM).
If you have any questions about creating or filling out the application form, you can refer to the Applicant's Guide (document available for download).

[CANDIDATURE FORMATION INTERNATIONALE 2026-2027](#)

My tasks

Show entries

Search

Title	Flow	Assigned	Actions
Dupont Jean - FI2026	Candidature formation internationale 2026-2027	2025-07-29 15:23:41	Open

Start 1 to 1 of 1 entries

◀ Previous Next ▶

Please note: Forms that are not submitted and do not have an ID will be discarded in due course.

03.5 / SUBMIT YOUR APPLICATION


The final step is to submit your application. Before doing so, check that all fields have been completed and the required documents have been uploaded correctly.

SUBMIT THE FORM DEFINITELY

When you click on the blue “*Submit the form definitively*” button, you send your application to the selection process. This means that no changes can be made to the form, either by you or by your institution, once it has been validated. Once submitted, there is no going back; this submission is irreversible.


From this point onwards, your form will no longer be visible in the “**My tasks**” tab but can still be viewed in the “**Mes dossiers soumis**” tab. When your application appears in the “**Mes dossiers soumis**” section, this means that your form has been sent successfully. There is therefore no need to worry if you have not received a confirmation email.

/ HOME / DASHBOARD / COMPETITIVE CALLS


/ COMPETITIVE CALLS

Calls for RPD-TPS, Travel grants, Microprojects, Awareness projects of ARES are directly relayed by the higher education institutions of the Wallonia-Brussels Federation. If you wish to access a form, please address yourself to the contact person of your institution.

The call for applications "International Training Programs 2026–2027" is open until September 19, 2025, at noon (12:00 PM).
If you have any questions about creating or filling out the application form, you can refer to the Applicant's Guide (document available for download).


CANDIDATURE FORMATION INTERNATIONALE 2026-2027

My tasks

Show 50 entries


Search

Title	Flow	Assigned	Actions
No data available in table			

Showing 0 to 0 of 0 entries

Previous Next

Mes dossiers soumis


Exporter un dossier au format Word

<input type="checkbox"/>	Identifiant	Call	Creation date
<input type="checkbox"/>	Dupont Jean - FI2026	Candidature Formations Internationales 2026-2027	29/07/2025 - 14:01

You are here : [Home](#) / Competitive calls

04. CONTACT

Questions about the International Training call? Contact ARES via bourses-cooperation@ares-ac.be .

Questions about the content of a training course? Contact the contact persons listed for that training course on the [ARES website](#).